



# Information about the FC2 Condom and Its Use

For More Information visit us at [www.FC2SF.org](http://www.FC2SF.org)  
Or call: 1-415-355-2040

The FC2 condom has the same design and instructions for use as the FC1 condom (reality condom). The material has been changed to improve affordability, while maintaining the high quality, reliability and features of FC1.

Insert FC2 prior to sexual intercourse to provide protection against HIV/AIDS, other sexually transmitted diseases (STDs) and unintended pregnancies. The inner ring aids insertion and helps to secure the device in place during intercourse while the softer outer ring remains outside the body.



## FC2 condom

- Is made of synthetic nitrile. It was designed to improve affordability, particularly in large volumes, while maintaining the high quality, reliability and features of the original FC1 condom.
- Has been shown in studies to be comparable to FC1. These assessments include preclinical safety studies of the new material and a direct comparison study evaluating efficacy in terms of failure rates (rips, tears and slippage).
- Has passed a stringent technical review process conducted by WHO including safety, quality and clinical data.

## Like FC1, FC2

- Provides women and men with an additional choice to protect themselves against HIV/AIDS, other STDs and unintended pregnancies.
- Forms a barrier between the penis and the vagina, cervix, anus and part of the external genitalia, thereby providing additional protection.
- Is strong, hypoallergenic and, unlike latex, may be used with both oil and water-based lubricants.
- Is not dependent on the male erection, does not require immediate withdrawal and is not tight or constricting.

## DURING INTERCOURSE

- You may notice that the FC2 moves around during sex.
- Movement side-to-side of the outer ring is normal.
- Sometimes the FC2 may slip up and down, “riding” on the penis. Don’t worry, both the anus and the penis are still covered.
- However, if you notice the FC2 is slipping out, STOP, remove, and insert a new FC2.
- If you begin to feel the outer ring being pushed inside, STOP. Or, if the penis starts to enter underneath or beside the pouch, STOP. Take out the FC2. Put in a new FC2.
- **DO NOT USE WITH A TRADITIONAL MALE CONDOM, use one or the other.**

**Remember:** To help reduce your risk of getting a STD’s, use a new FC2 correctly every time you have sex. Be sure you don’t tear the FC2 with fingernails or other sharp objects. We recommend that sexually active men who have sex with men get tested for STD’s every 3-6 months. Follow the directions on the back of this sheet carefully.

SEE BACK

# How to Use the FC2 Condom ® For Anal Sex

TEAR HERE



Fig. A

OUTER RING



INNER RING AT THE BOTTOM



Fig. B

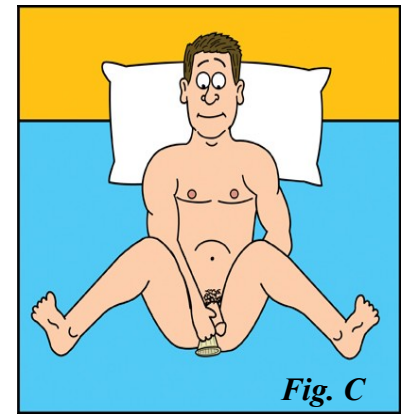


Fig. C

## TO OPEN THE PACKAGE:

Locate the arrow at tear notch on the upper right-hand corner and tear open (Fig. A).

Rub the outside of the pouch together to be sure the lubrication is evenly spread inside the pouch.

## TO INSERT THE FC2

Find a comfortable position: Try standing with one foot up on a chair and ask your partner to assist you (Fig B), or lay on your back with knees apart (Fig C).

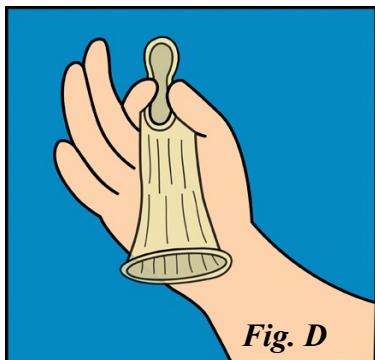


Fig. D

Hold the pouch with the open end hanging down.

Squeeze the inner ring with your thumb and middle finger (Fig. D).

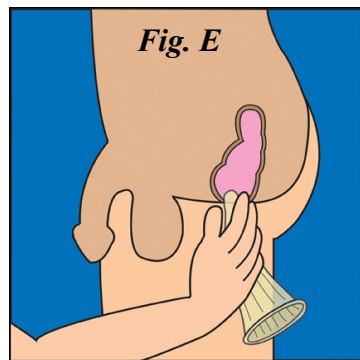


Fig. E

Gently insert the inner ring into the anal opening, as shown in Fig. E.

Take your time. If the FC2 is slippery to insert, let it go and start over.

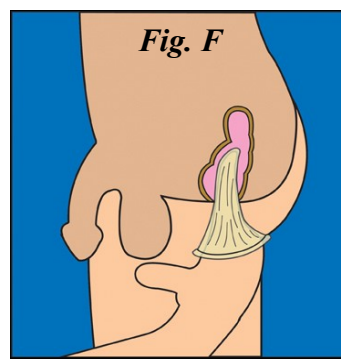


Fig. F

With your index finger inside the condom, push the inner ring up the anal canal. For maximum protection, insert it past the sphincter muscle (Fig. F).

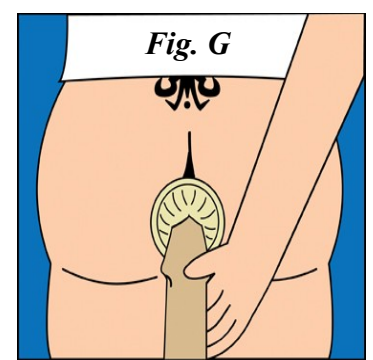


Fig. G

Until you and your partner become comfortable using the FC2, use your hand to guide the penis into the anus (Fig. G).

- Make sure the FC2 is inserted straight (not twisted) .
- It is also important that the outside ring lies against the outside area of the anal opening.
- About one inch of the open end will stay outside your body. While this may look unusual, this part of the FC2 helps protect you and your partner during sex.
- *You may want to remove the ring after you have inserted it. You can also remove the inner ring first and have your partner place it on his erect penis or on a sex toy like a traditional condom.*

## AFTER INTERCOURSE

- To take out the FC2, squeeze and twist the outer ring to keep the sperm inside the pouch. Pull out gently (Fig H).
- Throw away in a trash can. Do not flush. Do not reuse.

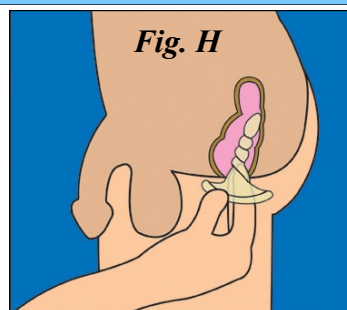


Fig. H



Artwork by Scott Metzger